




Duininck Concrete Color Chart



CA 200



CA 208



CA 403



CA 409



CA 443



CA 449



CA 433



CA 439



CA 413




CA 419



CA 220



CA 228



CA 463



CA 469



CA 453



CA 459



CA 600



CA 608

DO NOT CHOOSE COLOR BASED ON THIS CHART ALONE (06/03/2008)

Cautions and Recommendations:

DO NOT CHOOSE COLOR BASED ON THIS CHART ALONE, IT IS RECOMMENDED TO LOOK AT ACTUAL COLOR SAMPLES. THE COLOR INK ON THIS CHART MAY VARY FROM ACTUAL COLOR OR FADE WITH TIME, PLEASE USE CURRENT COLOR CHART AND LOOK AT ACTUAL COLOR SAMPLES. Variations from this color chart can occur when the actual job-site materials and individual finishing methods are applied.

The key to the successful colored concrete results is adherence to approved concrete construction practice. Successful colored concrete requires more attention to detail, proper planning and above all UNIFORMITY than standard concrete. Uniformity of raw materials, site conditions, placing and finishing methods and curing are extremely important for quality colored concrete applications. A light broom finish is recommended and will less likely discolor than smooth finishes. For best results a non-yellowing, cure/seal compound should be lightly sprayed on immediately following final finish.

Changes in the water to cement ratio will affect the final color of concrete. Maintain 4" to 5" slump. ALL CONCRETE SHOULD BE PLACED AT THE SAME SLUMP THROUGHOUT THE PROJECT. DO NOT ADD PIGMENT, CEMENT OR WATER TO THE FRESH CONCRETE SURFACE. Additional slump, water added to fresh concrete surface or troweling bleed water into surface, will result in lighter color or "washed out" spots. Troweling may begin after the disappearance of bleed water from surface. Late or hard troweling will cause burning (darkening) of the concrete surface. Calcium Chloride accelerator should not be used with any pigment. The use of Calcium Chloride can result in uneven coloring or spots (bleached out areas) in the concrete.

Warranty:

The information contained in this brochure is, to the best of our knowledge, true and accurate, but all recommendations or suggestions are made without guarantee. Since the conditions of your use of our products are beyond our control, Duinick Concrete, LLC disclaims any liability incurred in connection with the use of our products and information contained herein. No person is authorized to make any statement or recommendation not contained herein, and any such statement or recommendation so made shall not bind the company.

Serving West Central Minnesota:

BENSON READY MIX
(320) 843-4177

CENTRAL READY MIX
(320) 354-2219

DANUBE READY MIX
(320) 826-2364

GLENWOOD READY MIX
(320) 634-4765

REDWOOD FALLS READY MIX
(507) 644-2586

SAUK CENTRE READY MIX
(320) 352-3017

WILLMAR READY MIX
(320) 235-0660